

Uruguay

Statistical Country Profile



Edition 08/2021

Publication date: 27 August 2021

Contact us:
www.destatis.de/contact
Phone: +49 611 75 2405

Contents

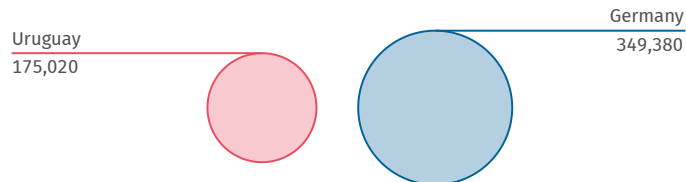
| | |
|---|----|
| General information | 3 |
| Economy and finance | 3 |
| Population | 5 |
| Health | 6 |
| Education | 6 |
| Labour force | 6 |
| Living conditions | 8 |
| Production | 8 |
| Agriculture and forestry | 8 |
| Foreign trade | 9 |
| Transport | 11 |
| Environment and energy | 11 |
| Science, research, technology | 12 |
| Sources | 12 |



General information

| | | |
|-----------------------------------|-------------------------------------|---------------------------------|
| Capital city Montevideo | Official language Spanish | Currency Uruguay Peso |
|-----------------------------------|-------------------------------------|---------------------------------|

Land area in relation to Germany
km²



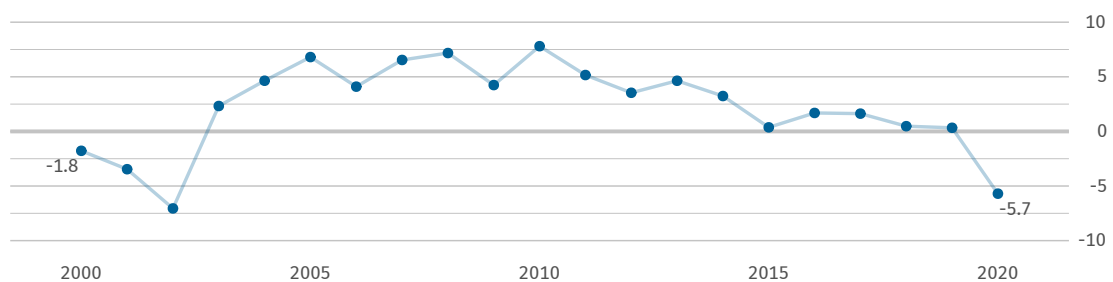
Source: WB-WDI



Economy and finance

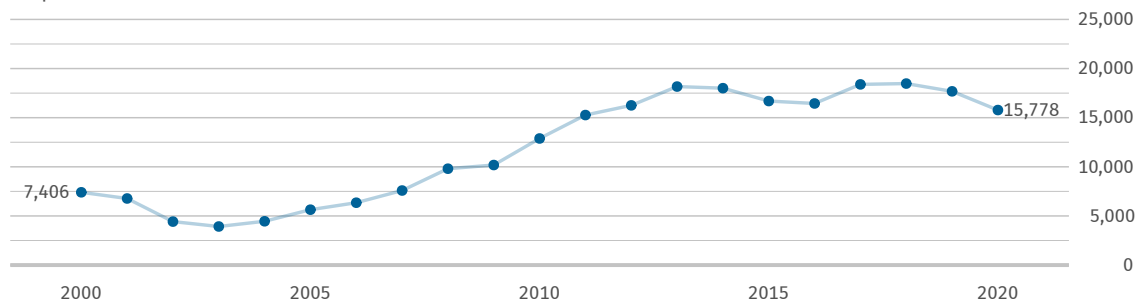
| | | | |
|---|---|---|---|
| Gross domestic product (GDP), total bn US\$ 56 (2020) Source: IMF-WEO | GDP, real change % since 2000 +59 (2020) Source: IMF-WEO* | GDP per capita US\$ 15,778 (2020) Source: IMF-WEO | GDP per capita internat. US\$ 22,459 (2020) Source: IMF-WEO |
|---|---|---|---|

Gross domestic product, real change
% on previous year



Source: IMF-WEO

Gross domestic product per capita
US\$



Source: IMF-WEO

Inflation rate
(change of consumer
price index)
% on previous year

+9.8

(2020)

Source: IMF-IFS

General government
gross debt

% of GDP

66.3

(2020)

Source: IMF-WEO

General government
net lending / borrowing

% of GDP

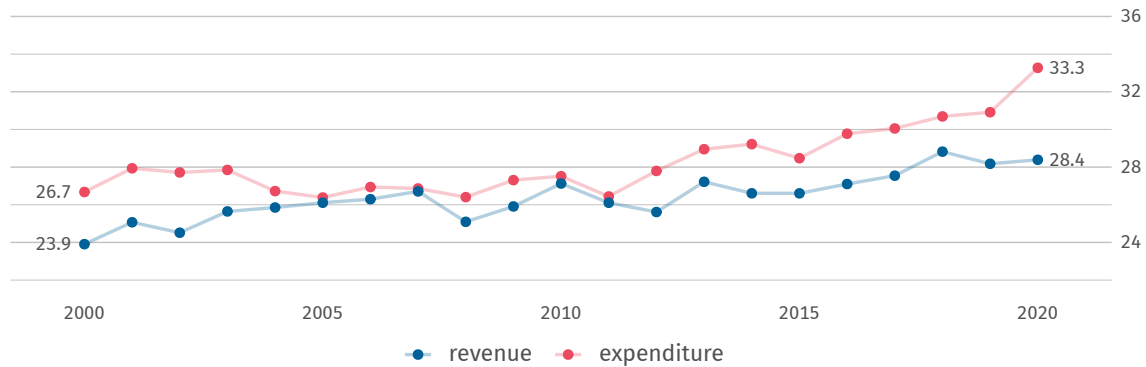
-4.9

(2020)

Source: IMF-WEO

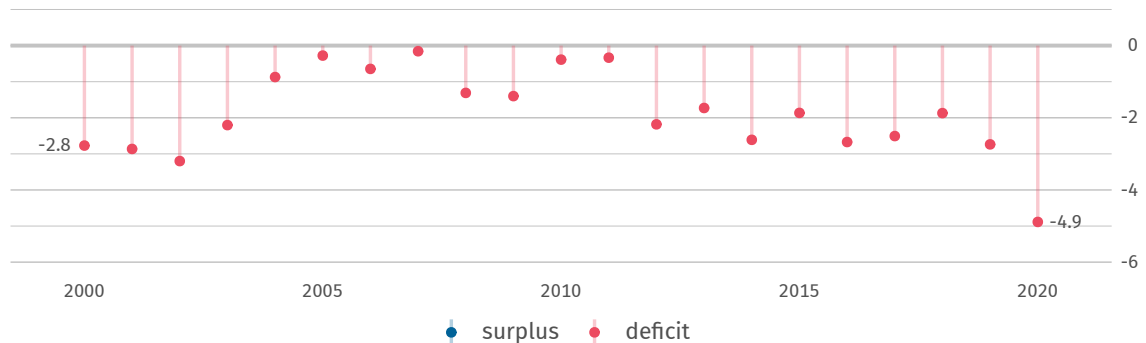
General government revenue and expenditure

% of GDP



General government net lending / borrowing

% of GDP



Foreign direct
investment (FDI):
inward stocks

bn US\$

28.273

(2019)

Source: UNCTAD

Foreign direct
investment (FDI):
outward stocks

bn US\$

7.606

(2019)

Source: UNCTAD

Foreign direct
investment (FDI):
net flow, inward

bn US\$

0.189

(2019)

Source: UNCTAD

Foreign direct
investment (FDI):
net flow, outward

bn US\$

0.662

(2019)

Source: UNCTAD

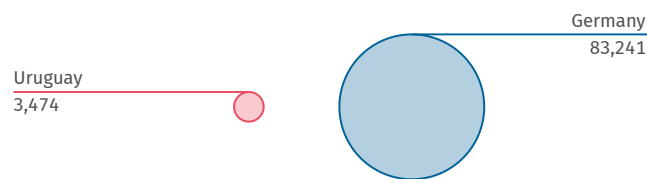


Population

| Population total | Population density | Life expectancy at birth (women) | Life expectancy at birth (men) |
|------------------|---------------------|----------------------------------|--------------------------------|
| 1,000 | inhabitants per km² | years | years |
| 3,474 | 20 | 81.5 | 74.1 |
| (2020) | (2018) | (2019) | (2019) |
| Source: WB-WDI | Source: WB-WDI | Source: WB-WDI | Source: WB-WDI |

Population in relation to Germany 2020

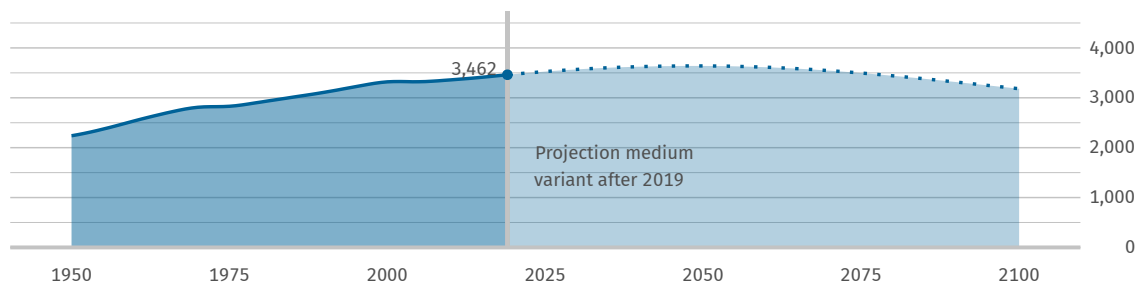
1,000



Source: WB-WDI

Population

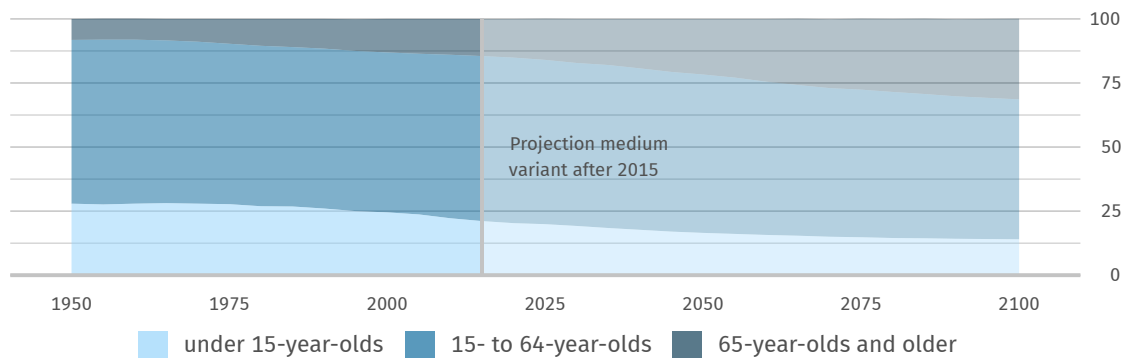
1,000



Source: UN-POP

Population by age group

proportion, %



Source: UN-POP



Health

| | | | |
|--|--|---|--|
| Practising physicians per 1,000 inhabitants 3.9 (2008) Source: WHO | Hospital beds per 1,000 inhabitants 2.4 (2017) Source: WHO | Prevalence of raised blood pressure % 20.7 (2015) Source: WHO | Prevalence of obesity (BMI >= 30) % 27.9 (2016) Source: WHO |
|--|--|---|--|



Education

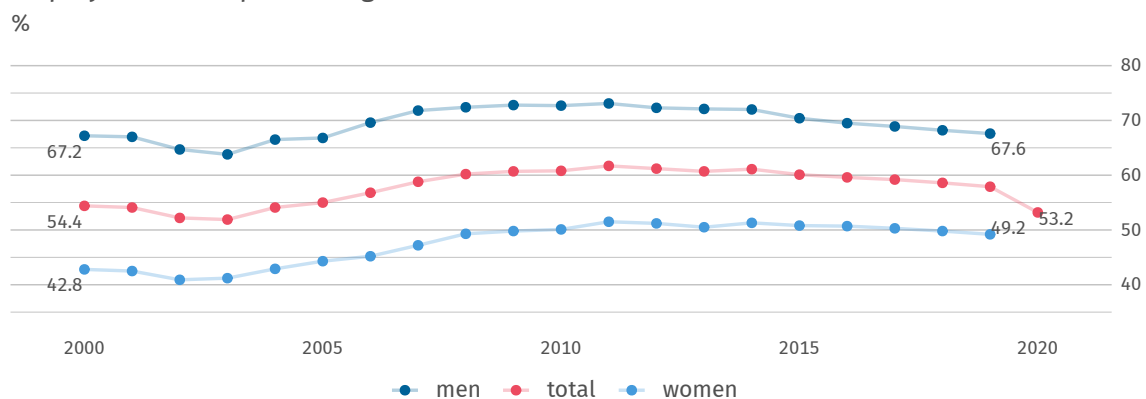
| | | | |
|--|---|---|--|
| Government expenditure on education % of GDP 5.0 (2018) Source: UNESCO | Pupil-teacher ratio (primary education) number 11.0 (2017) Source: UNESCO | Pupil-teacher ratio (secondary education) number 12.7 (2010) Source: UNESCO | Students (tertiary education) per 100,000 inhabitants 4,727 (2017) Source: UNESCO* |
|--|---|---|--|



Labour force

| | | | |
|--|--|--|--|
| Employment rate (persons aged 15+) % 53.2 (2020) Source: ILOSTAT | Labour force (persons aged 15+) 1,000 1,775 (2020) Source: ILOSTAT | Labour force participation rate (persons aged 15+) % 61.0 (2020) Source: ILOSTAT | Self-employment (persons aged 15+) % 27.9 (2020) Source: ILOSTAT |
|--|--|--|--|

Employment rate (persons aged 15+)



Employment and gross value added by sector 2020

%

Employment



Gross value added



■ agriculture, forestry, fisheries ■ industry ■ services ■ not specified

Source employment: ILOSTAT
Source gross value added: WB-WDI

Unemployment rate
(persons aged 15+)

%

12.7

(2020)

Source: ILOSTAT

Unemployment rate
(persons aged 15 to 24)

%

29.4

(2019)

Source: ILOSTAT

Long-term unemployment rate
(persons aged 15+)

% of unemployed persons

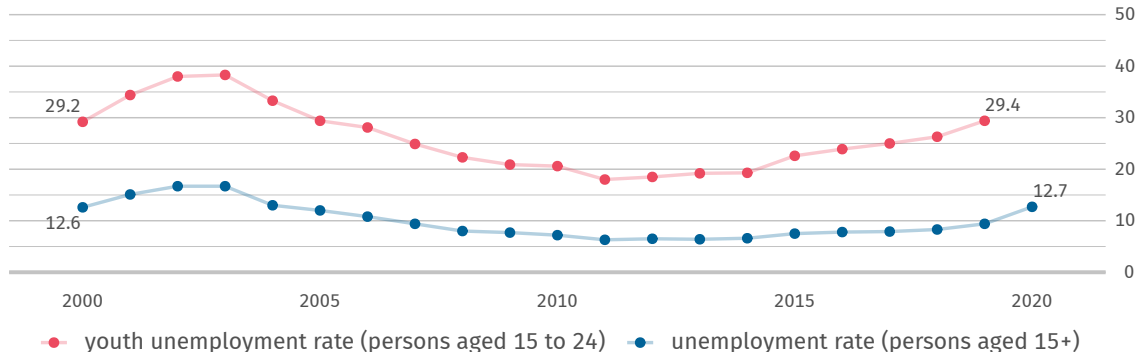
0.4

(2017)

Source: ILOSTAT

Unemployment rate and youth unemployment rate

%



● youth unemployment rate (persons aged 15 to 24) ● unemployment rate (persons aged 15+)

Source: ILOSTAT



Living conditions

Human Development
Index (HDI)

value (0 low to 1 high)

0.817

(2019)

Source: UNDP

Human Development
Index (HDI)

rank (of 188 countries)

55

(2019)

Source: UNDP

Income distribution:
Gini coefficient

value (0 to 100; 0=equal distribution)

39.7

(2019)

Source: WB-WDI



Production

Index of industrial production

2010=100

No data

Source: IMF-IFS



Agriculture and forestry

Change of agricultural
production

% since 2000

+49

(2019)

Source: FAO*

Agricultural
land

% of land area

80.3

(2019)

Source: FAO*

Forest
area

% of land area

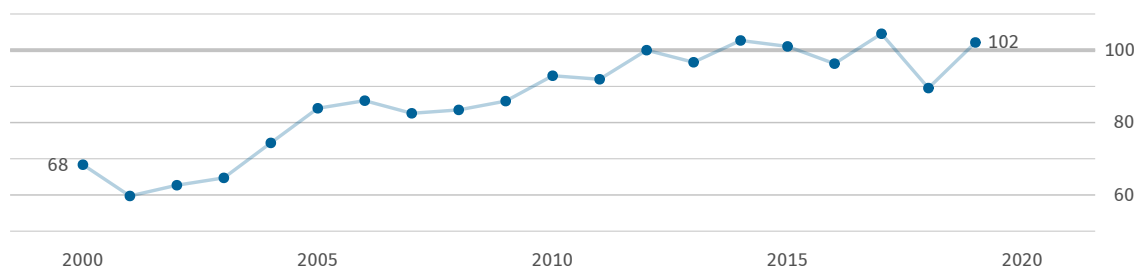
11.5

(2019)

Source: FAO*

Index of agricultural production

2014 to 2016 = 100



Source: FAO



Foreign trade

Export of goods

bn US\$
6.853
(2020)

Source: UN Comtrade

Import of goods

bn US\$
7.564
(2020)

Source: UN Comtrade

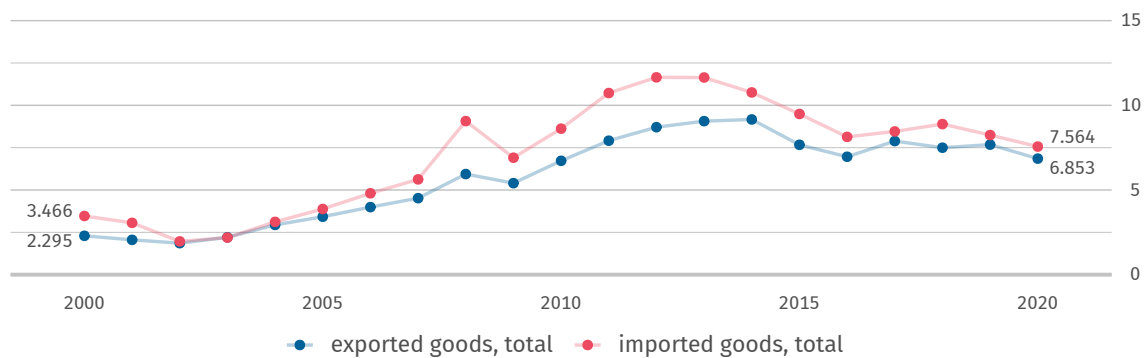
Trade balance, goods

bn US\$
-0.711
(2020)

Source: UN Comtrade*

Export and import of goods

bn US\$



Source: UN Comtrade

Foreign trade balance

bn US\$



Source: UN Comtrade

Goods exported to Germany

mn US\$
80.7
(2020)

Source: UN Comtrade

Goods exported to Germany

% of all goods exported
1.2
(2020)

Source: UN Comtrade*

Goods imported from Germany

mn US\$
212
(2020)

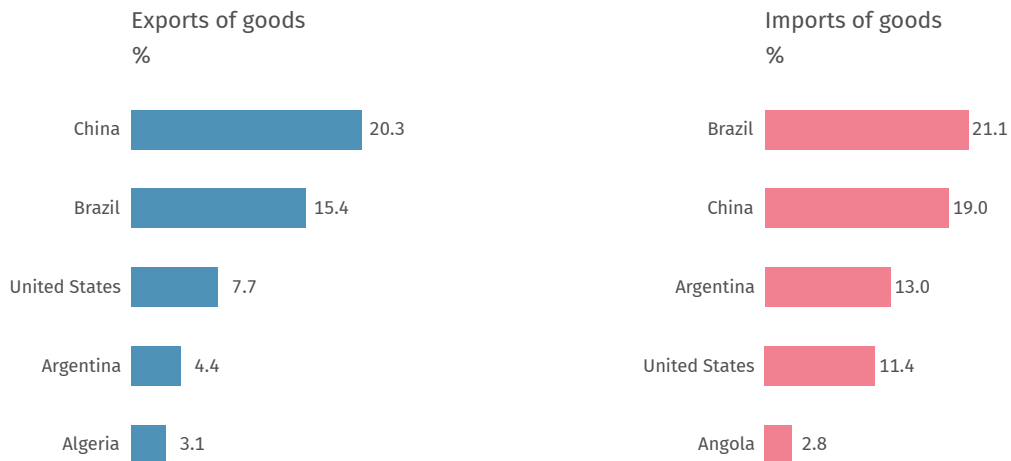
Source: UN Comtrade

Goods imported from Germany

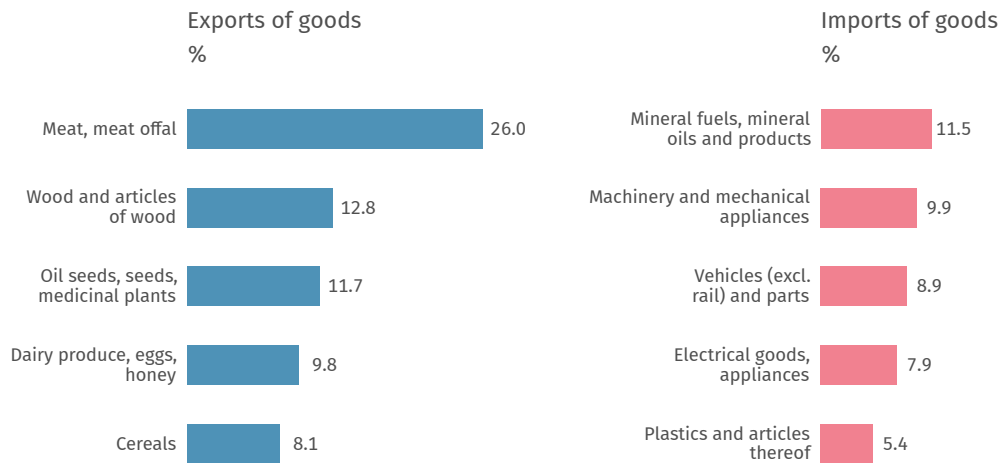
% of all goods imported
2.8
(2020)

Source: UN Comtrade*

Main trading partners 2020



Main commodities traded 2020



Source: UN Comtrade*

Classification of commodities: Harmonized Commodity Description and Coding Systems (HS2).



Transport

Passenger cars
per 1,000 inhabitants

245

(2015)

Source: OICA*

Total rail network
km per 1 mn inhabitants

436

(2017)

Source: WB-WDI*

Air transport
per 1,000 inhabitants

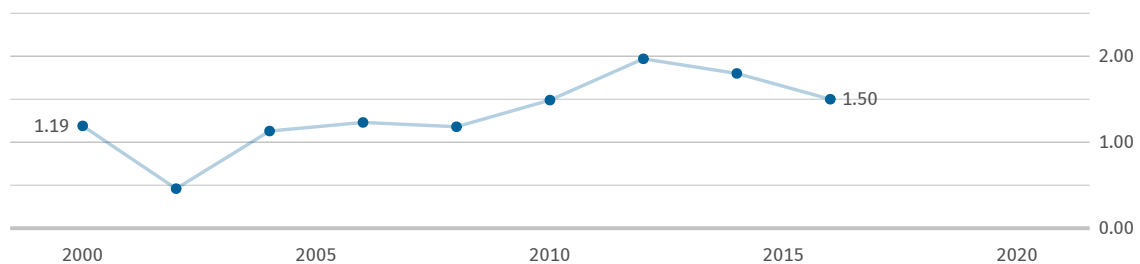
168

(2009)

Source: WB-WDI*

Gasoline price at the pump

US\$ per litre



Data collection conducted every two years.
Source: WB-WDI



Environment and energy

Carbon dioxide
emissions

tonnes per capita

1.9

(2019)

Source: EDGAR

Total primary
energy supply

kg oil equivalent per capita

1,386

(2014)

Source: WB-WDI

Gross electricity
consumption

kWh per capita

3,085

(2014)

Source: WB-WDI

Renewable
energy

% of total final energy
consumption

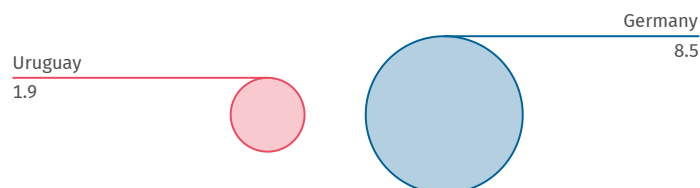
58.0

(2015)

Source: WB-WDI

Carbon dioxide emissions in relation to Germany 2019

tonnes per capita



Source: EDGAR



Science, research, technology

Gross domestic
expenditure on R&D

% of GDP

0.5

(2017)

Source: UNESCO

Researchers

per 1 mn inhabitants

696

(2018)

Source: UNESCO

Resident patent
applications

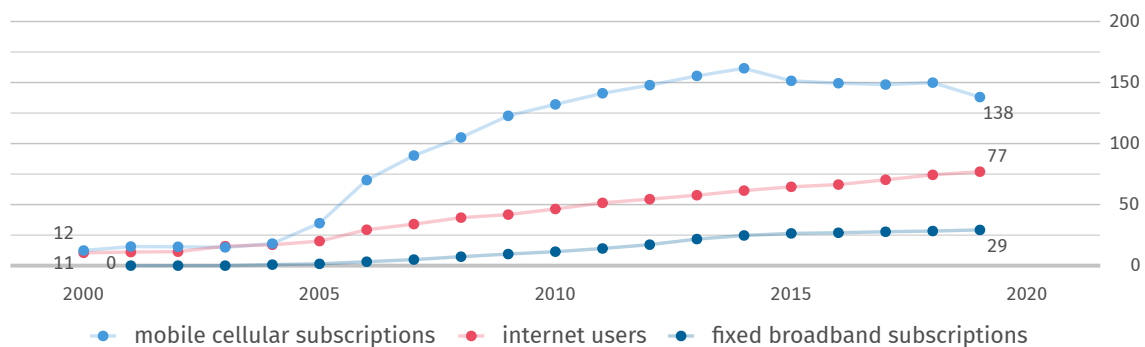
per 1 mn inhabitants

7

(2017)

Source: WIPO

Dissemination of modern communication technology
per 100 inhabitants



Sources

| | |
|-------------|---|
| EDGAR | Emissions Database for Global Atmospheric Research, European Commission |
| FAO | United Nations, Food and Agricultural Organization |
| ILOSTAT | International Labour Organization, ILOSTAT - Database |
| IMF-IFS | International Monetary Fund, International Financial Statistics |
| IMF-WEO | International Monetary Fund, World Economic Outlook |
| ITU | United Nations, International Telecommunication Union |
| OICA | International Organization of Motor Vehicle Manufacturers |
| UN Comtrade | United Nations, Comtrade Database |
| UNCTAD | United Nations, Conference on Trade and Development |
| UNDP | United Nations Development Programme |
| UNESCO | United Nations, Educational, Scientific and Cultural Organization |
| UNPOP | United Nations, Population Division |
| WB-WDI | World Bank, World Development Indicators |
| WHO | World Health Organization, Global Health Observatory |
| WIPO | World Intellectual Property Organization |

* Own calculations based on the original data source.

More international data and statistical country profiles on all other UN Member States:
www.destatis.de/international_en